

# PANEL MOULDINGS



# NEW PRODUCT DESIGNS, SPECIFICATION SHEETS AND CAD FILES

## New Product Designs

New designs are created on regular basis, the best way to present them is through our product catalogue which gets updated on a quarterly basis.

This is an ongoing project and will include old and new items presented with a 3D image to give you and your client, a clearer picture than what is currently seen in the brochures.

Many Architects and Designers may find this useful and alleviate the need for physical samples. If a physical sample is needed we would be happy to accommodate, give us a call at 1-866-745-5560 or email us at [info@classicmouldings.com](mailto:info@classicmouldings.com).


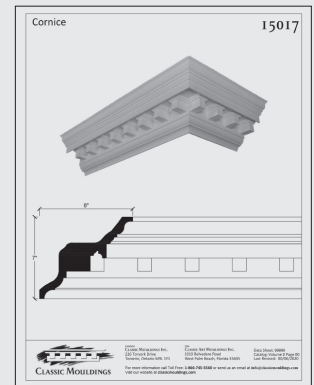
Please note: there may be a cost associated with the production and/or delivery of samples.

## CAD Files

All items in this product catalogue have a CAD file available for approved clients. If you would like to request a CAD file call us at 1-866-745-5560 or e-mail us at [e-spec@classicmouldings.com](mailto:e-spec@classicmouldings.com). At this time CAD files are not available directly from our website.

## Custom Design

If you cannot find a suitable design or size, in either our brochures or product catalogues, please contact us directly. We would be happy to custom manufacture a part that meet your specific needs.





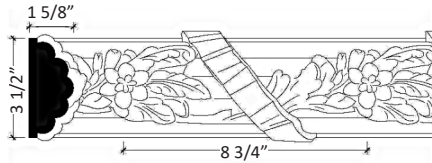
## PANEL MOULDINGS

A projecting moulding located where the ceiling and wall meet; in classical architecture, the projecting top of an entablature; any projecting, ornamental moulding along the top of a wall, arch, etc. that finishes or “crowns” it; from the Latin corona.

For a large format spec sheet call 1-866-745-5560 or email us at [info@classicmouldings.com](mailto:info@classicmouldings.com)


60005

Wreath Flower and Ribbon  
Panel Moulding



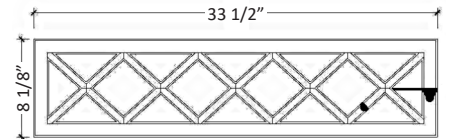
60010

Plain Panel Moulding




60019

Decorative Panel Insert with  
Lattice and Bull-Nose Frame



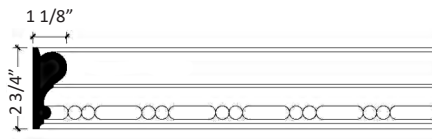
60020

Plain Panel Moulding




60025

Beed and Barrel Panel Moulding



60026

Plain Panel Moulding



60030

Plain Panel Moulding





60031

Plain Panel Moulding



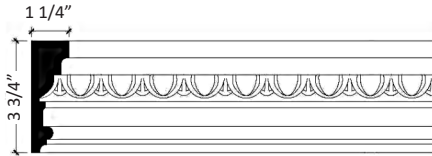
60170

Plain Panel Moulding




63875

Egg and Dart Panel Moulding  
& Chair Rail



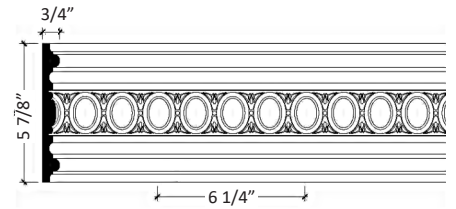
64745

Casing / Panel Moulding  
with Guilloche





64775

Cameo Panel Moulding



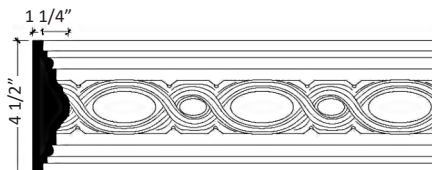
64885

Panel Moulding / Chair Rail  
/ Casing with Guilloche



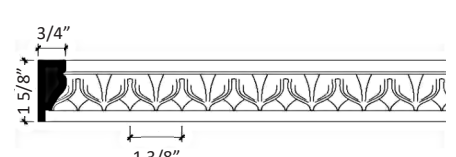
64895

Guilloche Panel Moulding /  
Casing / Chair Rail



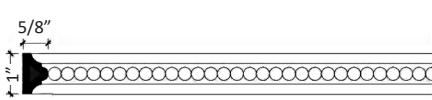

65025

Lamb's Tongue Panel Moulding



65075

Beaded Panel Moulding



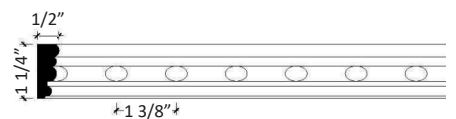

65085

Lamb's Tongue Panel Moulding




65115

Isolated Pearl Panel Moulding




65145

Leaf and Acorn Panel Moulding



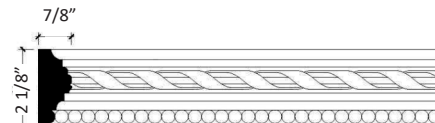
65235

Plain Panel Moulding



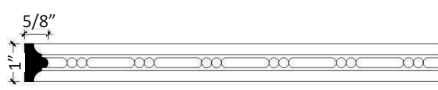
65275

Pearl with Reel and Ribbon Moulding




65286

Bead and Barrel Panel Moulding





65325

Bundled Wreath Flower and Ribbon Panel Moulding



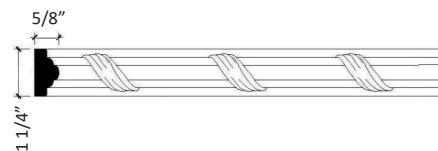

65345

Single Reel & Bundled Ribbon Moulding



65346

Single Reed & Bundled Ribbon Moulding





65365

Single Ribbon and Bundled Reed Panel Moulding





65405

Fluted Panel Moulding / Casing





65406

Fluted Panel Moulding / Casing





65425

Plain panel Moulding / Casing / Chair Rail




65435

Plain Panel Moulding / Casing



65705

Plain Panel Moulding / Chair Rail / Casing




65725

Plain Panel Moulding / Casing / Chair Rail




65730

Plain Panel Moulding





65740

Plain Panel Moulding





65750

Plain Panel Moulding





65760

Plain Panel Moulding





65780

Plain Panel Moulding





65820

Plain Panel Moulding



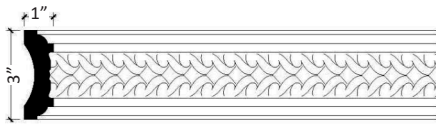
66810

L-Shaped Panel Moulding





66825

Ornate Panel Moulding





66830

Plain Panel Moulding



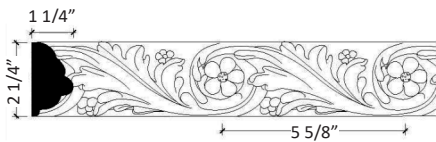
66840

Plain Panel Moulding




66885

Flower and Leaf Panel Moulding



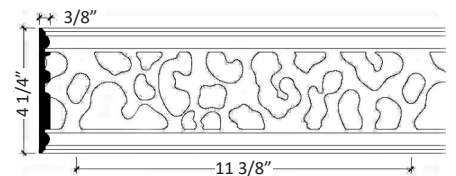
66925

Panel Moulding with Cameo



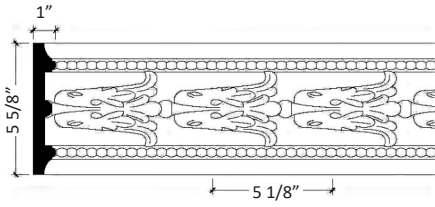

66945

Panther Panel Moulding



# 68275

Panel Moulding with Beading  
and Bell Panel Detail



## PANEL MOULDINGS

In order to choose cornice moulding for any room, a few particulars of the space should be considered. These include size and style of the room, ceiling height, furniture to be placed in the room, etc. In the end, however, your final choice should be a matter of taste.

Cornice moulding may be installed on new plaster, drywall, wood or most other surfaces. A number of mouldings can be used together in combination. If you have not seen a certain moulding or combination of mouldings used, whether in our showroom, in a magazine or in other homes, it does not mean that it cannot be constructed. Imagination is the only limit.

Any custom moulding can be created, and any style of moulding can be reproduced. Curved walls are a specialty. Any chosen cornice can be produced for installation on a curved surface.



## PANEL MOULDINGS SELECTION

In order to choose cornice moulding for any room, a few particulars of the space should be considered. These include size and style of the room, ceiling height, furniture to be placed in the room, etc. In the end, however, your final choice should be a matter of taste.

Cornice moulding may be installed on new plaster, drywall, wood or most other surfaces. A number of mouldings can be used together in combination. If you have not seen a certain moulding or combination of mouldings used, whether in our showroom, in a magazine or in other homes, it does not mean that it cannot be constructed. Imagination is the only limit.

Any custom moulding can be created, and any style of moulding can be reproduced. Curved walls are a specialty. Any chosen cornice can be produced for installation on a curved surface.





---

Canada  
Classic Mouldings Inc.  
226 Toryork Drive  
Toronto, Ontario M9L 1Y1

---

United States  
Classic Art Mouldings Inc.  
1010 Belvedere Road  
West Palm Beach, Florida 33405

---

Telephone: 416.745.5560  
Toll Free: 1-866-745-5560  
*info@classicmouldings.com*  
**classicmouldings.com**

---